


## 444 Mini Input Unit

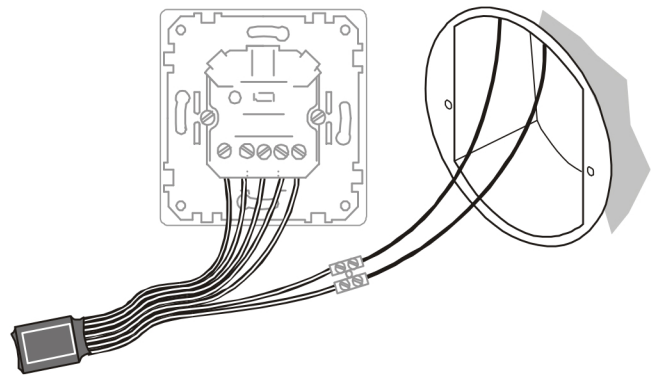
The Mini Input Unit is a DALI-compatible interface, designed to allow customer specified switches, sensors, time clocks or other on/off control devices to be incorporated into a DIGIDIM lighting control system.

The Mini Input Unit is a small, prewired, encapsulated printed circuit board and is suitable for inclusion into all standard size back boxes together with a suitable mains-rated switch.



### Key Features

- Preconfigured with touch dimmer inputs for two groups.
- Fits into all standard size back boxes and architrave style back boxes.
- Touch dimming with a momentary push switch.
- Can be used with momentary or latching switches.
- Fully programmable using DIGIDIM Toolbox software.



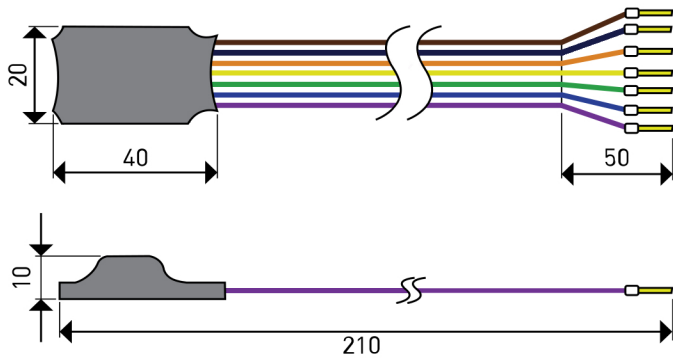
A Mini Input Unit used with a four-gang mains switch in a single-gang back box

### Default Functions



Common	Brown
1 Scene 1 Recall/Store	Red
2 Scene 2 Recall/Store	Orange
3 Scene 3 Recall/Store	Yellow
4 Touch Last level	Green
DALI (+)	Blue
DALI (-)	Violet

## Dimensions (mm)




## Technical Data

### Connections

Inputs:	4 inputs (active low) COM Input Ground
Overload protection:	$\pm 7$ V
Short-circuit current:	0.5 mA maximum
Debounce period:	50 ms
Voltage-free switched inputs:	5 V nominal with switch open, must be less than 0.3 V with switch closed.
Isolation:	No isolation from DALI network: switches must provide user protection.

### Cable requirements

DALI:	DALI Ribbon cable terminated with 1.2 mm ferrules.
Cable length:	170 mm.  Warning: Do not increase the length of the wires. This can cause interference problems.

### Electrical Data

DALI supply output:	None (Use external DALI power supply.)
DALI consumption:	10 mA


### Operating and storage conditions

Ambient temperature:	0 °C to +40 °C
Relative humidity:	Max. 90 %, noncondensing
Storage temperature:	-10 °C to +70 °C

### Mechanical data

Dimensions:	Encapsulated printed circuit board
Weight:	10 g
IP rating:	IP20
Mounting:	For installation in a suitably enclosed location only.

### Conformity and standards

Conformity:	
EMC emission:	EN 55015
EMC immunity:	EN 61547
Safety:	EN 61347-2-11
Environment:	Complies with WEEE and RoHS directives.