


Mini Input Unit (444D2)

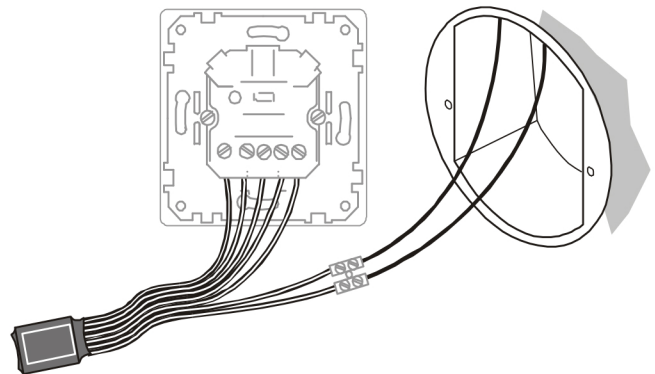
The Mini Input Unit is a DALI-2 certified interface, designed to allow customer specified switches, sensors, time clocks or other on/off control devices to be incorporated into a lighting control system.

The Mini Input Unit is a small, prewired, encapsulated printed circuit board and is suitable for inclusion into all standard size back boxes together with a suitable mains-rated switch.



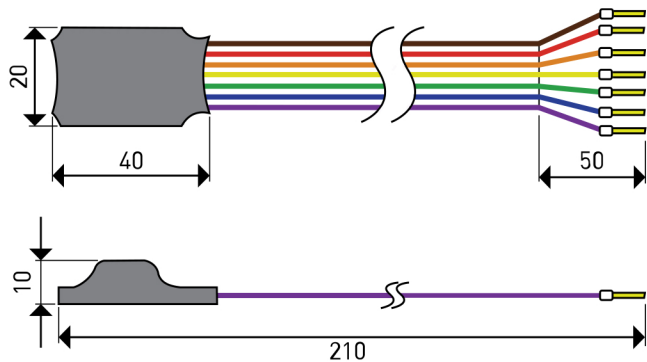
Key Features

- Preconfigured with touch dimmer inputs for two groups.
- Fits into all standard size back boxes and architrave style back boxes.
- Touch dimming with a momentary push switch.
- Can be used with momentary or latching switches.
- Fully programmable using Designer software.



A Mini Input Unit used with a four-gang mains switch in a single-gang back box

Dimensions (mm)



Default Functions



- Brown - Common
- Red - Input 1
- Orange - Input 2
- Yellow - Input 3
- Green - Input 4
- Blue - DALI +
- Violet - Dali -

Technical Data

Connections

Inputs:	4 inputs (active low) COM Input Ground
Overload protection:	- 0.3 to + 3.6 V
Short-circuit current:	0.5 mA maximum
Debounce period:	50 ms
Voltage-free switched inputs:	3.3 V nominal with switch open, must be less than 0.3 V with switch closed.
Isolation:	No isolation from DALI network: Switches must provide supplementary isolation for 250 V.

Cable requirements

DALI:	DALI Ribbon cable terminated with 1.2 mm ferrules.
Cable length:	170 mm. Caution: Do not increase the length of the wires. This can cause interference problems.


Electrical Data

DALI supply input:	12 V – 22.5 V
DALI consumption:	10 mA Max

Operating and storage conditions

Ambient temperature:	0 °C to +40 °C
Relative humidity:	Max. 90 %, noncondensing
Storage temperature:	-10 °C to +70 °C

Conformity and standards

Conformity:	
DALI:	IEC62386, Parts 101, 103 and 301
EMC emission:	EN 55015
EMC immunity:	EN 61547
Safety:	EN 61347-2-11
Environment:	Complies with WEEE and RoHS directives.

Compatibility

Router:	950
Designer:	5.8.4 or later

Mechanical data

Dimensions:	Encapsulated printed circuit board
Weight:	10 g
IP rating:	IP20
Mounting:	For installation in a suitably enclosed location only.