

## DIGIDIM Universal Dimmer (452)

The DIGIDIM Universal Dimmer is a DALI-compatible lamp interface unit for use in a DIGIDIM lighting control system.

The dimmer is a DIN-rail-mounted unit that can control a maximum load of 1000 W at 230 V.

It has two operating modes, either of which can be used with mains-voltage lamps:

- Trailing-edge mode is for use with low-voltage lamps with electronic transformers
- Leading-edge mode is for lamps with magnetic transformers, provided that the transformers are approved for dimming use by their manufacturers.

The dimmer is provided with a status LED and a physical selection switch that can be used to identify the device during system configuration.

The dimmer is also provided with an optional addressing switch that allows simple DALI grouping of the device.

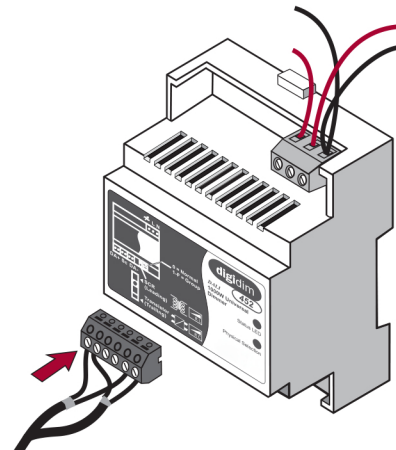
The default position '0' allows the normal grouping with DIGIDIM remote controller, Toolbox or Designer software.



### Key Features

- Out-of-box operation. No programming required when using DIGIDIM slider, rotary, or push-button panels. For scene panels, 'preset download' must be carried out.
- Input voltage fluctuation compensation ensures stable output levels with fluctuating incoming mains levels.
- Group-selection switch for quick and simple programming.
- Operating-mode switch (leading- or trailing-edge dimming).
- Overcurrent, power and temperature protection.
- DIN-rail mounted and only 70mm wide

### Load and Supply Wiring



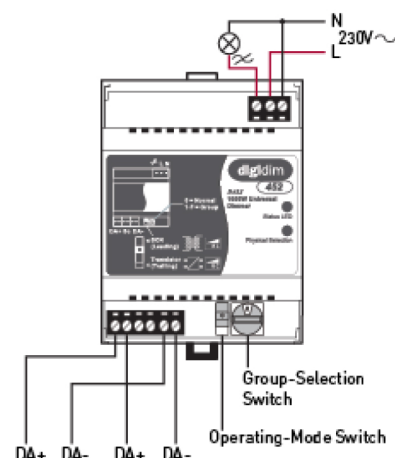
### Additional Functions

The following functions may be programmed using the Toolbox or Designer software:

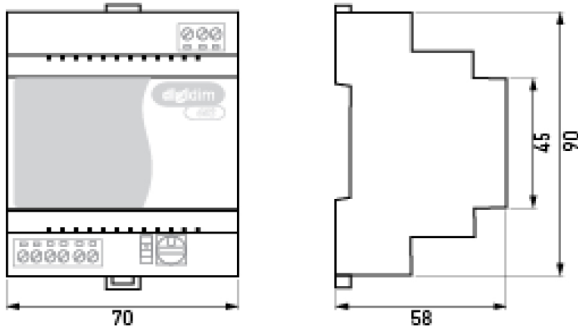
- Max./Min. levels, Fade times\*, Scenes\* and Groups\*
- Dimmer status report
- System failure level/ignore
- Power on level
- Power on to last level

\* These functions are programmable using IR remote

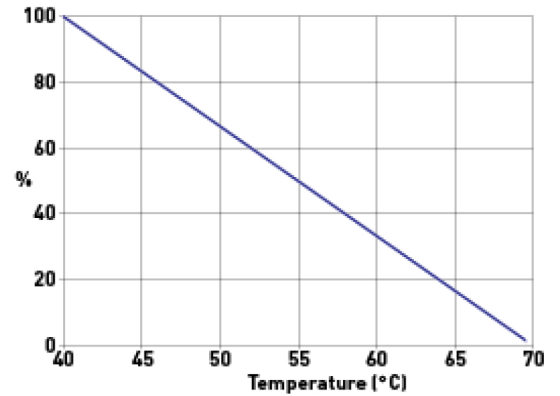
### Connections



## Dimensions (mm)



## Load Power Derating vs. Ambient Temperature



## Technical Data

### Connection

DALI:	Removable terminal block, Up to 4 mm <sup>2</sup> solid core or up to 2.5 mm <sup>2</sup> stranded  Note: If equipment is used in an electrically noisy environment, ensure the DALI cable is screened and the screen earthed.
-------	---

### Operating and storage conditions

Ambient temperature:	0 °C to +40 °C Above this temperature, derate according to the 'Load Power Derating vs. Ambient Temperature' graph
Relative humidity:	Max. 90 %, noncondensing
Storage temperature:	-10 °C to +70 °C

### Electrical data

Mains supply:	100 VAC – 240 VAC (nominal) 85 VAC – 264 VAC (absolute) 45 Hz – 65 Hz
Load current:	4.4 A (4.4 A x 230 V = 1000 W)
Heat dissipation:	7 W with maximum load (resistive)
DALI consumption:	2 mA

### Conformity and standards

Conformity:	
EMC emission:	EN 55015
EMC immunity:	EN 61547
Safety:	EN 61347-2-11
Environment:	Complies with WEEE and RoHS directives.

### Mechanical data

Dimensions:	90 mm x 70 mm x 58 mm
Weight:	180 g
Mounting:	DIN rail (installation in switchgear/controlgear cabinet)
IP code:	IP30

### Software compatibility

Designer:	4.1 or later
Toolbox:	All versions