


## 494 4-Channel Relay Unit

The 4-Channel Relay Unit is a DALI-compatible interface unit designed to allow nondimmable loads to be incorporated into a lighting control system. The relay unit is a DIN-rail mounted unit that can control four individually programmable relays. The relays are 'normally open', volt-free and can switch resistive loads of up to 10 A.

The relay unit is provided with a status LED, a physical selection switch and four relay state indicators. The status LED provides status and a fault indication. The physical selection switch is used to identify the device during system configuration and also acts as a manual override. The four relay state indicator LEDs are illuminated when the respective relay is closed.



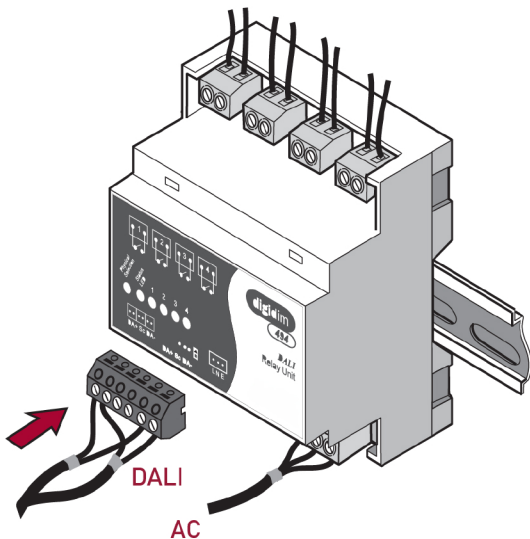
Note: This unit does not contain a DALI power supply and therefore one must be incorporated elsewhere in the system.



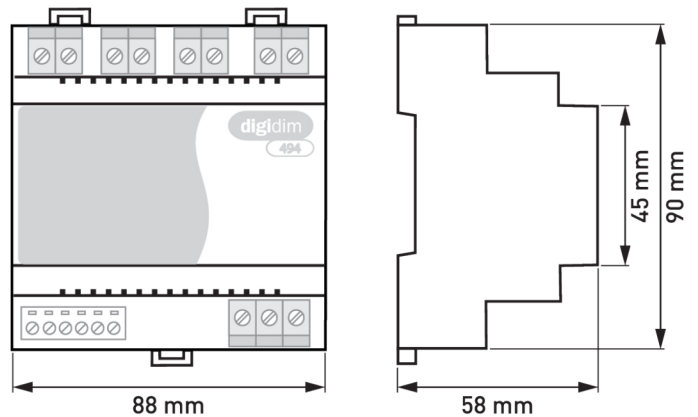
### Key Features

- Four individually programmable relays, normally open and volt-free.
- Relays are internally isolated permitting separate phases to be controlled in one unit.
- Each relay can be manually controlled using the physical selection switch.
- All DALI functions are programmed with either Toolbox or Designer software.
- DIN-rail mounted and only 88 mm wide.

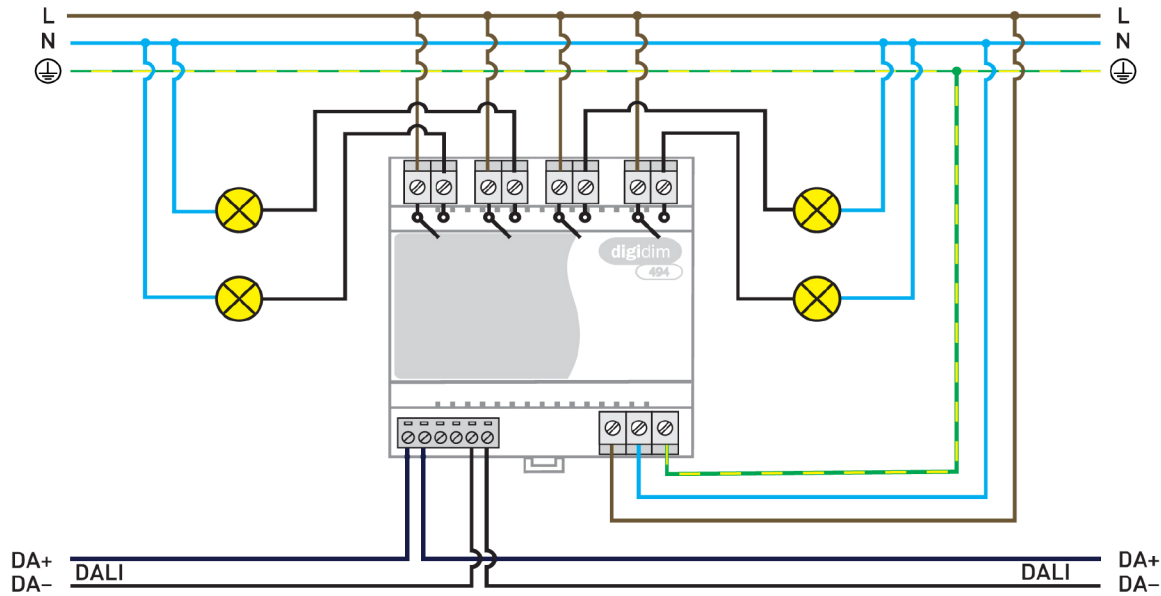
### Connections



### Dimensions




## Wiring Diagram



## Technical Data



Relay loads (max.)	
Resistive:	10 A
Incandescent:	8 A
Inductive:	5 A
Electronic ballasts:	15 pcs Type EL-HF/CHF

Connection	
DALI:	Solid core up to 4 mm <sup>2</sup> Stranded up to 2.5 mm <sup>2</sup>
DALI cable:	Removable connector blocks Wire section: 0.5 mm <sup>2</sup> – 1.5 mm <sup>2</sup> stranded or solid core
Cable rating:	All cables must be mains rated.  Note: If equipment is used in an electrically noisy environment, the DALI cable should be screened and connected to the earth.

Electrical	
Mains supply:	220 VAC – 240 VAC 50 Hz – 60 Hz
Mains supply output:	None
DALI consumption:	2 mA
Isolation:	4 kV

Operating and storage conditions	
Ambient temperature:	0 °C to +40 °C
Relative humidity:	Max. 90 %, noncondensing
Storage temperature:	-10 °C to +70 °C

Mechanical data	
Dimensions:	88 mm × 58 mm × 90 mm
Weight:	300 g
Housing:	DIN-rail case 88 mm wide
Mounting:	DIN rail (installation in switchgear/controlgear cabinet)
IP rating:	IP30

Conformity and standards	
Conformity:	 
EMC emission:	EN 55015
EMC immunity:	EN 61547
Safety:	EN 61347-2-11
Environment:	Complies with WEEE and RoHS directives.