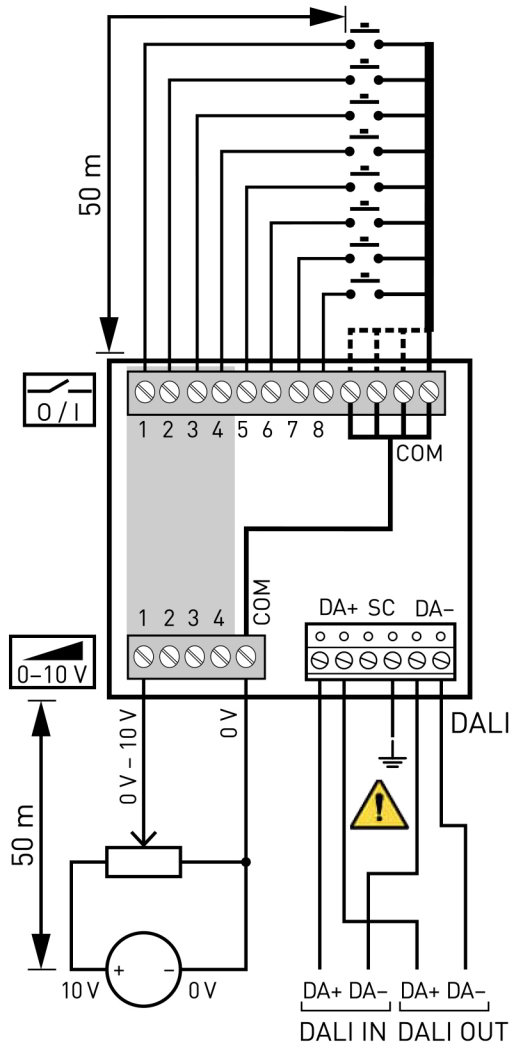


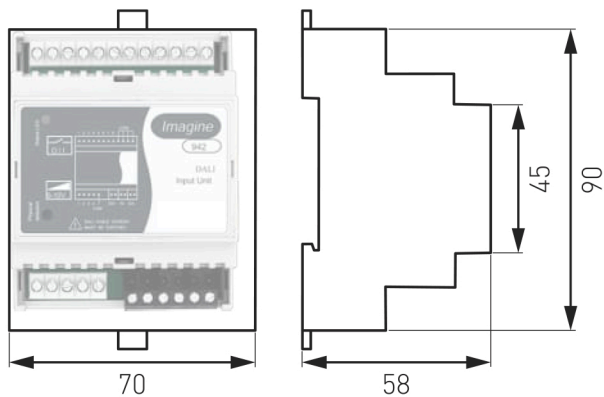
Connections



Note: To avoid interference, do not install close to high current switching devices. Keep the input wiring as short as possible. Use shielded cable, if necessary.

The unit needs earth connection, (SC to earth).

Dimensions (mm)



942 Input Unit

The Input Unit is an interface designed to allow customer specified switches, sensors, time clocks or other on/off control devices to be incorporated into a DIGIDIM or an Imagine lighting control system. It also accepts inputs from 0–10 V analogue devices.

The unit has eight volt-free switch inputs that can be either momentary or latching. The resulting action of the input is programmable using Toolbox and Designer software, and the inputs can be used as logical conditions.

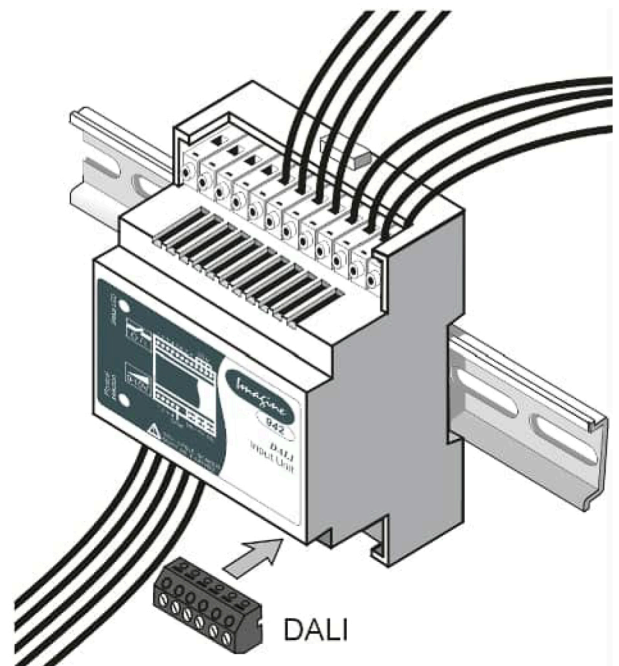
Inputs 1–4 can be configured also as 0–10 V analogue inputs, permitting, for example, the connection of light sensors to act as scene triggers or condition inputs. The analogue inputs require an externally sourced DC voltage in the range of 0 V – 10 V, and they are applicable only when the Input Unit is used in a lighting router system.



Key Features

- Status LED gives visual indication of the unit's current operational mode: normal operation, initialisation, physical selection, or input activation
- Physical selection switch
- Can be used with momentary or latching switches, 0–10 V analogue devices and time clocks

DALI Connection



Technical Data

Voltage-free switched inputs

Connections:	1–8 inputs (active low), COM: input ground
Voltage on pins 1–8:	5 V nominal with switch open, must be less than 2 V switch closed.
Overvoltage protection:	± 35 V
Short-circuit current:	0.5 mA maximum
Debounce period:	50 ms

Analogue inputs

Analogue connections:	1–4 inputs, COM input ground
Input range:	0–10 V
Overvoltage protection:	± 15 V
Input impedance:	7.5 kΩ
Settling time:	10 ms
Response time:	50 ms

Electrical data

DALI supply input:	12–22.5 V
DALI Consumption:	10 mA
Isolation:	3 kV DALI to inputs

Operating and storage conditions

Ambient temperature:	0 °C to +40 °C
Relative humidity:	Max. 90 %, noncondensing
Storage temperature:	–10 °C to +70 °C

Mechanical data

Dimensions:	70 × 90 × 58 mm
Mounting:	DIN rail (installation in switchgear/controlgear cabinet)
Weight:	110 g
IP rating:	IP30 (IP00 at terminal)

Conformity and standards

Conformity:	
EMC emission:	EN 55015
EMC immunity:	EN 61547
Safety:	EN 61347-2-11
Environment:	Complies with WEEE and RoHS directives.

Software compatibility

Designer:	All versions
Toolbox:	2.4.1 or later